

GOVERNMENT OF PAKISTAN



SUMMARY FOR THE NATIONAL ECONOMIC COUNCIL (NEC) SUSTAINABLE DEVELOPMENT GOALS (SDGS) NATIONAL FRAMEWORK

**PLANNING COMMISSION
MINISTRY OF PLANNING, DEVELOPMENT & REFORM
MARCH, 2018**

Government of Pakistan
Ministry of Planning, Development and Reform
Planning Commission

SUMMARY FOR THE NATIONAL ECONOMIC COUNCIL

Sustainable Development Goals (SDGs) National Framework

Parliament of Pakistan adopted sustainable development goals (SDGs) as its own national development goals in February 2016. Ministry of Planning internalized SDGs in its development framework well before formally signing in September 2015 and it embedded SDGs in Pakistan Vision 2025. Accordingly, Ministry of Planning, Development and Reform established a coordination mechanism with the federating units.

2. Federal SDG Unit in the Planning Commission is effectively coordinating progress with provincial SDG Units. All tiers of government need to establish horizontal and vertical partnerships for coordinated efforts to achieve meaningful progress on SDGs.

3. To achieve success on SDGs agenda a strong partnership between public and private sector and civil society is needed. In recent years, the private sector has also come up with many social impact funds, venture philanthropy initiatives and shown interest in balancing investor return with social responsibilities to help the cause of social uplift of the communities. The government could provide an enabling environment to enable the private sector to internalize SDGs into their business processes and re-engineer some of their business practices for greater good of the society.

4. Planning Commission after extensive analysis of data and deliberations with provincial and local governments has evolved with a national framework for the SDGs. The proposed Framework has been evolved through the following mechanism:

- i. Data Gap Analysis Report by mapping SDG indicators which was helpful in setting baselines against national indicators.
- ii. National community based survey across Pakistan to gather inputs from people regarding their priorities for SDGs.

iii. Multi-criteria based prioritization method taking into account developing processes, a set of targets and indicators have been identified as national priorities through an evidence based model.

5. The proposed National Framework and prioritized goals for Pakistan with targets for 2030 are presented in the Appendix. These are tentative targets and will be firmed up in consultation with the Provincial Governments. Simultaneously an effective Monitoring system will be devised to generate annual reports for submission to the NEC.

6. In formulating these goals, resources and institutional constraints have been kept in view and hence some of the National Goals and Targets are lower than the Global Targets. Even these lower goals would have to be realized with strong political, policy and institutional support. The specific policy support required for each goal has been indicated. It will also require effective collaboration with non-government sector and partnerships with community organizations and private sector. An enabling environment needs to be developed by all tiers of the government.

RECOMMENDATIONS

7. The National Economic Council (NEC) is requested to:

- a. Approve SDGs National Framework and provisional Sustainable Development Goals and Targets as recommended in the **Appendix**.
- b. Direct Provincial Governments and Federal Ministries/ Organizations to align their policies / plans and allocate required resources in line with this national framework
- c. Direct Planning Commission to submit periodical progress and monitoring reports to the NEC.

8. The Deputy Chairman, Planning Commission have seen and authorized submission of this summary to the National Economic Council (NEC).

SHOAIB AHMAD SIDDIQUI
Secretary

Islamabad, the ____ February 2018

PROPOSED NATIONAL FRAMEWORK AND TARGETS FOR SDGS

An important step for operationalizing SDG's is to evolve national prioritized goals and determine their relative priority. The Planning Commission after extensive deliberations and cooperation from provincial and local governments has evolved a national framework for SDGs. The rigorous process started with negotiations at the divisional level in all four provinces where districts in that particular division participated. A Local Government Summit held in Islamabad on March 09, 2017 and participated by many elected heads of district councils also provided a fruitful insight into localization of SDGs. The baseline for 17 goals, 169 targets and 230 indicators was prepared and prioritized; and attempts were made to define what can yield better results in minimum possible time.

2. The basic objectives of this framework are:

- a growing economy which meets basic needs of all,
- a human resource development policy that can sustain the growth momentum,
- infusion of knowledge and technology into business processes, ensuring water, food and energy security to the citizens,
- a peaceful and secure environment where people can nurture their optimum potential to contribute to national development
- a society free from all kinds of discrimination so that those who are marginalized can be provided with a minimum level of social protection and healthcare.
- a conservation policy that leaves a better resource base of land, water and forests for the next generation.

3. In this framework, existence of strong interlinkages between various socio-economic policies are duly acknowledged. In the SDGs Framework all areas, the access, infrastructure, functionality, quality and attitudes are included as they are likely to affect all outcomes.

4. On the face of it, this framework may appear ambitious since the current pace of social transformation is very slow and basic ingredients of social capital are deteriorating at a fast pace. The community infrastructure and institutions are eroding and the massive challenge of climate change alone needs substantial community mobilization efforts. The interlinkages among social sector demand a holistic view of the social sector. For example, the dumping of industrial and human sewage into fresh water channels is leading to substantial deterioration of quality of water which puts additional burden on demand for healthcare, worsens nutritional outcomes, impacts cognitive abilities which distort educational outcomes and erodes agricultural productivity. Lack of education hampers awareness about healthy life and bad health impacts education outcomes.

5. But the proposed national framework for SDGs is a minimum imperative for sustained development. For Pakistan some SDG goals and targets are more important than others. In this context, a prioritization exercise has been undertaken to transform international development goals into national goals and targets. The prioritization of national SD goals and targets was a complex and multi-layered task that required review of existing policies, exploring the theoretical underpinning of each policy, analyzing empirical findings of different policies and statistics presenting current state of socio-economic development.

6. A comparative criteria model was developed to rank the criterion according to its numeric score. The model applied 7 core comparative criterions that were selected on the basis of data gap analysis, current state of target/indicator, its significance in the national development context and adherence to sustainability question. The seven prioritization criteria are:

- ***width*** (how many people are affected);
- ***depth*** (how badly they are affected);

- ***multiplier*** (how many other targets it contributes to);
- ***level of urgency*** (status of target/indicator is poor);
- ***low resource requirement*** (is there value for money);
- ***less structural change*** (institutional change required can be managed) and
- ***relevance for all provinces*** (easily achieved in each province).

7. For each SDG target, a numeric value from 0 to 10 was assigned to each criterion that subsequently aggregated to get total weighted score. These targets were ranked as high, medium-high, medium-low and low by considering total weighted score of each target.

8. The weighted targets with high, medium-high, medium-low and low rank were then mapped for the 17 SDGs. Goals with highest number of 'high weighted score targets' are grouped in Category-I, goals with medium-high priority in Category-II and remaining goals in Category-III depending on total weighted score of each target. The prioritization of SDGs is presented below:

Relative Priority of SDGs for Pakistan

Category – I

The goals in category-1 require immediate policy intervention as desirable outcomes can be achieved in the short run.

- food security through sustainable agriculture
- improved nutrition and healthy life
- equitable quality education
- improved drinking water and hygiene facilities
- affordable and clean energy and
- responsive institutions that ensure peace and security
- Access to affordable, reliable and sustainable energy for all

Category – II

These goals requiring relatively longer timeframes and consistent policy support, include the following:

- Accelerating the rate of poverty reduction through coordinated interventions

- Empowerment of women and girls through institutional strengthening to reduce all forms of discriminations.
- Building resilient infrastructure and smart cities not only to the main urban centers but also in rural areas.

Category –III

The goals in this category have long gestation periods and will require major institutional reforms to achieve desired outcomes:

- Mitigating the impact of Climate Change
- Conservation and sustainable use of marine resources

9. For many SDGs, the increasing role of provincial governments will be critical. These include food security, nutrition, quality education, improved health facilities, clean drinking water, improve access to sanitation and sustainable agriculture. The institutional and human resource capacity of the provincial governments to implement the multifaceted objectives of SDGs is varied and needs to be upgraded. The ‘business-as-usual’ model will not work in the implementation of SDGs given the severity and intensity of the problems at the grass-root level. Innovative solutions, use of technology, building partnership, creating synergies and engagement of larger stakeholders are some of the options available with provincial governments. The framework also reiterates importance of localization of SDGs which will provide an opportunity to local governments to ensure inclusivity and sustainability for the achievement of SDGs.

10. The data gap analysis for national and provincial indicators presents a relatively satisfactory performance on economic related indicators whereas social and environmental indicators present a very bleak picture. This is despite the fact that financial flows to the social sector has increased considerably in last few years which raises serious questions on the returns on investment and allocative efficiency in the social sectors. If federal and provincial governments continue to invest in the social sectors without a result based framework, it could jeopardize final outcome in the social sectors.

11. Different tiers of government need to enhance efficiency of investment by adapting different approaches prevalent in the world. Current mode of

investment in the social sectors would also impact the long-term growth prospects of the economy. Education sector is a classic example of high investment and low returns in Pakistan and it has spillover effect on other sectors such as family nutrition, health and hygiene, water and livelihood that is central to household well-being. That is why greater attention is needed for policy and institutional factors.

12. The proposed prioritized National SD Goals, with targets for 2030 for each goal are presented in the **Annex**. These are tentative targets and will be firmed up in consultation with Provincial Governments. Simultaneously an effective Monitoring system will be devised to generate annual reports for submission to the NEC.

Obstacles and Constraints


13. Efforts to achieve SDGs could be hindered by number of internal and external obstacles like ever increasing population and consequent pressures on resources affecting economic growth of the country. War on terror and socio-political disturbances have also extracted their toll on human development. Cooperation from global community has largely been inadequate and impacts of global economic recession have also slowed down the pace of progress on SDGs.


14. While SDGs are widely regarded as the best vehicle to address poverty alleviation in Pakistan, the country has a long way to go on the path of sustainable development. A major challenge in monitoring actual performance is availability of data to monitor progress. It was noted that of the 230 indicators, reliable data was not available on at least one fourth. Data on 45 percent indicators was available in scattered form but was not being analyzed or computed.


15. Another problem at the grass root level is the absence of administrative and financial powers of the district governments, despite devolution from federal government to provincial governments. An even greater challenge is how to create awareness and knowledge about SDGs, how critical the SDG goals are to uplifting the lives of the people and how to make the process sustainable.


16. In formulating these prioritized SDGs, resources and institutional constraints have been kept in view. That is why, some of the Nationally adopted Goals and Targets are lower than the Global Goals and Targets. Even these lower goals will be realized only with strong political, policy and institutional support. The specific policy support required for each goal has been indicated in the **Annex**. It will also require effective collaboration with non-government sector and partnerships with community organizations and private sector to achieve these targets. An enabling environment has to be developed by all tiers of government.


Annexure-II – Sustainable Development Goals


Sustainable Development Goals	National Priority Targets	National Priority SDG Indicator			
			National Baseline 2014-15	Target 2030	Required Policy Support
1 NO POVERTY 	Target 1.2: By 2030, reduce at least by half the proportion of men, women and children of all ages living in poverty in all its dimensions according to national definitions	1.2.1 Proportion of population living below the national poverty line, by sex and age	29.50%	9.00%	<ul style="list-style-type: none"> • Higher, sustained and inclusive growth; • Provision of social protection to at least 70% of below poverty line population; • Balanced regional development; • Increase access to credit for livelihood sources
		1.2.2 Proportion of men, women and children of all ages living in poverty in all its dimensions according to national definitions	38.80%	19.00%	
	Target 1.3: Implement nationally appropriate social protection systems and measures for all, including floors, and by 2030, achieve substantial coverage of the poor and the vulnerable.	1.3.1 Proportion of population covered by social protection floors/ systems, by sex, distinguishing children, unemployed persons, older persons, persons with disabilities, pregnant women, newborns, work injury victims and the poor and the vulnerable	29.90%	70.00%	
	Target 1.4 : By 2030, ensure that all men and women, in particular the poor and the vulnerable, have equal rights to economic resources, as well as access to basic services, ownership and control over land and other forms of property, inheritance, natural resources, appropriate new technology and financial services, including microfinance.	1.4.2 Proportion of total adult population with secure tenure rights to land, with legally recognized documentation and who perceive their rights to land as secure, by sex and by type of tenure			
	Target 1.a: Ensure significant mobilization of resources from a variety of sources, including through enhanced development cooperation, in order to provide adequate and predictable means for developing countries, in particular least developed countries, to implement programmes and policies to end poverty in all its dimensions	1.a.1 Proportion of resources allocated by the government directly to poverty reduction programmes	42.20%	43.50%	
		1.a.2 Proportion of total government spending on essential services (education, health and social protection)	18.10%	25.30%	


Sustainable Development Goals	National Priority Targets	National Priority SDG Indicator			
			National Baseline 2014-15	Target 2030	Required Policy Support
2 ZERO HUNGER  Goal 2: End hunger, achieve food security and improved nutrition, and promote sustainable agriculture	Target 2.1: By 2030, end hunger and ensure access by all people, in particular the poor and people in vulnerable situations, including infants, to safe, nutritious and sufficient food all year round Target 2.2: By 2030, end all forms of malnutrition, including achieving, by 2025, the internationally agreed targets on stunting and wasting in children under 5 years of age, and address the nutritional needs of adolescent girls, pregnant and lactating women and older persons.	2.1.1 Prevalence of undernourishment	20%	5%	<ul style="list-style-type: none"> • Bridge yield gap through innovation and quality agricultural practices; • Improve food value chains including production, supply and affordability; • Greater care for first 1,000 days of child; <ul style="list-style-type: none"> • Provision of supplements and food fortification to eliminate nutritional disorders; • School feeding program at primary level
		2.2.1 Prevalence of stunting (height for age <-2 standard deviation from the median of the World Health Organization (WHO) Child Growth Standards) among children under 5 years of age	Moderate= 21.8%, Severe=21.9%	Moderate= 10.0%, Severe=11.9%	
		2.2.2 Prevalence of malnutrition (weight for height >+2 or <-2 standard deviation from the median of the WHO Child Growth Standards) among children under 5 years of age, by type (wasting and overweight)	Stunting=43.7% Wasting=15.1% Underweight=31.5%	Stunting=21.9% Wasting=7.5% Underweight=10.0%	
	Target 2.3: By 2030, double the agricultural productivity and incomes of small-scale food producers, in particular women, indigenous peoples, family farmers, pastoralists and fishers, including through secure and equal access to land, other productive resources and inputs, knowledge, financial services, markets and opportunities for value addition and non-farm employment.	2.3.1 Volume of production per labour unit by classes of farming/ pastoral/ forestry enterprise size			
		2.3.2 Average income of small-scale food producers, by sex and indigenous status			


Sustainable Development Goals	National Priority Targets	National Priority SDG Indicator			
			National Baseline 2014-15	Target 2030	Required Policy Support
3 GOOD HEALTH AND WELL-BEING 	Target 3.1: By 2030, reduce the global maternal mortality ratio to less than 70 per 100,000 live births.	3.1.1 Maternal mortality ratio	276	179	<ul style="list-style-type: none"> • Double public allocations for health by 2030; • Broaden the scope of PM health insurance program and provincial healthcare system; <ul style="list-style-type: none"> • Health education program at school level; • Hygiene awareness program at community level; • Improve health monitoring system at district level; • Training and capacity building of staff on Health Management Information System
	Target 3.2: By 2030, end preventable deaths of newborns and children under 5 years of age, with all countries aiming to reduce neonatal mortality to at least as low as 12 per 1,000 live births and under-5 mortality to at least as low as 25 per 1,000 live births.	3.2.1 Under-five mortality rate	89	40	
		3.2.2 Neonatal mortality rate	55	25	
	Target 3.6: By 2020, halve the number of global deaths and injuries from road traffic accidents	3.6.1 Death rate due to road traffic injuries			
	Target 3.7: By 2030, ensure universal access to sexual and reproductive health-care services, including for family planning, information and education, and the integration of reproductive health into national strategies and programmes.	3.7.1 Proportion of women of reproductive age (aged 15-49 years) who have their need for family planning satisfied with modern methods	47%	70.50%	
		3.7.2 Adolescent birth rate (aged 10-14 years; aged 15-19 years) per 1,000 women in that age group	44%	Half the present value	
	Target 3.8: Achieve universal health coverage, including financial risk protection, access to quality essential health-care services and access to safe, effective, quality and affordable essential medicines and vaccines for all.	3.8.1 Coverage of essential health services (defined as the average coverage of essential services based on tracer interventions that include reproductive, maternal, newborn and child health, infectious diseases, non-communicable diseases and service capacity and access, among the general and the most disadvantaged population)			
		3.8.2 Number of people covered by health insurance or a public health system per 1,000 population			


Sustainable Development Goals	National Priority Targets	National Priority SDG Indicator			
			National Baseline 2014-15	Target 2030	Required Policy Support
4 QUALITY EDUCATION  Goal 4: Ensure inclusive and equitable quality education and promote lifelong learning opportunities for all	Target 4.1: By 2030, ensure that all girls and boys complete free, equitable and quality primary and secondary education leading to relevant and effective learning outcomes.	4.1.1 Proportion of children and young people: (a) in grades 2/ 3; (b) at the end of primary; and (c) at the end of lower secondary achieving at least a minimum proficiency level in (i) reading and (ii) mathematics, by sex	Total=57% Girls=53.0% Boys=60.0%	Total=100% Girls=100.0% Boys=100.0%	<ul style="list-style-type: none"> • Mandatory enrolment of all children; • Improvement of quality of education at all levels by establishing stringent quality assurance at all levels of education; • Review incentive structure for female enrolment at all levels; • Food voucher scheme for out of school children; • Improve school infrastructure at all levels; • Introduction of technology for classroom instruction; • Establish school monitoring committees at district level with multi-stakeholder representation for more inclusive learning environment that includes children with special needs, cultural sensitive policy for girls, etc.
	Target 4.5: By 2030, eliminate gender disparities in education and ensure equal access to all levels of education and vocational training for the vulnerable, including persons with disabilities, indigenous peoples and children in vulnerable situations.	4.5.1 Parity indices (female/ male, rural/ urban, bottom/ top wealth quintile and others such as disability status, indigenous peoples and conflict affected, as data become available) for all education indicators on this list that can be disaggregated	GPI Primary=0.87	GPI Primary=1.0	
	Target 4.6: By 2030, ensure that all youth and a substantial proportion of adults, both men and women, achieve literacy and numeracy	4.6.1 Percentage of population in a given age group achieving at least a fixed level of proficiency in functional (a) literacy and (b) numeracy skills, by sex	Total = 60.0%, Female=49.0% Male=70.0%,	Total = 80.0%, Female=69.0% Male=90.0%,	
	Target 4.a: Build and upgrade education facilities that are child, disability and gender sensitive and provide safe, non-violent, inclusive and effective learning environments for all	4.a.1 Proportion of schools with access to: (a) electricity; (b) the Internet for pedagogical purposes; (c) computers for pedagogical purposes; (d) adapted infrastructure and materials for students with disabilities; (e) basic drinking water; (f) single sex basic sanitation facilities; and (g) basic handwashing facilities (as per the WASH indicator definitions)	Primary School Infrastructure: Electricity = 53.0%; Drinking Water = 67.0%; Sanitation = 67.0%	Primary School Infrastructure: Electricity = 53.0%; Drinking Water = 67.0%; Sanitation = 67.0%	
	Target 4.c: By 2030, substantially increase the supply of qualified teachers, including through international cooperation for teacher training in developing countries, especially least developed countries and small island developing States	4.c.1 Proportion of teachers in: (a) pre-primary; (b) primary; (c) lower secondary; and (d) upper secondary education who have received at least the minimum organized teacher training (e.g. pedagogical training) pre-service or in-service required for teaching at the relevant level in a given country			


Sustainable Development Goals	National Priority Targets	National Priority SDG Indicator				
			National Baseline 2014-15	Target 2030	Required Policy Support	
<div>5</div> <div>GENDER EQUALITY</div> <div></div> <div>Goal 5: Achieve gender equality and empower all women and girls</div>	Target 5.1: End all forms of discrimination against all women and girls everywhere.	5.1.1 Whether or not legal frameworks are in place to promote, enforce and monitor equality and non-discrimination on the basis of sex			<div>• Legal and administrative actions to enforce women protection laws;</div> <div>• Ensure job quotas in the government and non-government sector;</div> <div>• Provision of basic services to facilitate women participation in socio-economic spheres;</div> <div>• Enforcement of women protection laws and bring incidence of violence against women close to zero</div>	
	Target 5.2: Eliminate all forms of violence against all women and girls in the public and private spheres, including trafficking and sexual and other types of exploitation.	5.2.1 Proportion of ever-partnered women and girls aged 15 years and older subjected to physical, sexual or psychological violence in the previous 12 months, by form of violence and by age				
		5.2.2 Proportion of women and girls aged 15 years and older ever subjected to physical, sexual or psychological violence				
	Target 5.3: Eliminate all harmful practices, such as child, early and forced marriage and female genital mutilation	5.3.1 Proportion of women aged 20-24 years who were married or in a union before age 15 and before age 18				
	Target 5.5: Ensure women's full and effective participation and equal opportunities for leadership at all levels of decision-making in political, economic and public life.	5.5.1 Proportion of seats held by women in national parliaments and local governments	Management=1.5% Parliament=19.7%	Management=5.0% Parliament=30%		
		5.5.2 Proportion of women in managerial positions				
	Target 5.6: Ensure universal access to sexual and reproductive health and reproductive rights as agreed in accordance with the Programme of Action of the International Conference on Population and Development and the Beijing Platform for Action and the outcome documents of their review conferences	5.6.1 Proportion of women aged 15-49 years who make their own informed decisions regarding sexual relations, contraceptive use and reproductive health care				
		5.6.2 Number of countries with laws and regulations that guarantee women aged 15-49 years access to sexual and reproductive health care, information and education				
	Target 5.a: Undertake reforms to give women equal rights to economic resources, as well as access to ownership and control over land and other forms of property, financial services, inheritance and natural resources, in accordance with national laws	5.a.2 Proportion of countries where the legal framework (including customary law) guarantees women's equal rights to land ownership and/ or control				
	Target 5.b: Enhance the use of enabling technology, in particular information and communications technology, to promote the empowerment of women	5.b.1 Proportion of individuals who own a mobile telephone, by sex	69.87%	85%		
Target 5.c: Adopt and strengthen sound policies and enforceable legislation for the promotion of gender equality and the empowerment of all women and girls at all levels	5.c.1 Proportion of countries with systems to track and make public allocations for gender equality and women's empowerment					


Sustainable Development Goals	National Priority Targets	National Priority SDG Indicator				
			National Baseline 2014-15	Target 2030	Required Policy Support	
<div>6 CLEAN WATER AND SANITATION</div> <div></div> <div>Goal 6: Ensure availability and sustainable management of water and sanitation for all</div>	Target 6.1: By 2030, achieve universal and equitable access to safe and affordable drinking water	6.1.1 Proportion of population using safely managed drinking water services	36.0%	100%	<ul style="list-style-type: none">• Water usage and waste water policy;• Water conservation and building storage capacity;• Development of sanitation and hygiene protocols for waste water disposal;• Betterment of sanitation infrastructure to enhance access to quality sanitation facilities• National campaign for water conservation	
	Target 6.2: By 2030, achieve access to adequate and equitable sanitation and hygiene for all and end open defecation, paying special attention to the needs of women and girls and those in vulnerable situations	6.2.1 Proportion of population using safely managed sanitation services, including a hand-washing facility with soap and water	73%	100%		
	Target 6.5: By 2030, implement integrated water resources management at all levels, including through transboundary cooperation as appropriate	6.5.1 Degree of integrated water resources management implementation (0-100)				
		6.5.2 Proportion of transboundary basin area with an operational arrangement for water cooperation				
	Target 6.6: By 2020, protect and restore water-related ecosystems, including mountains, forests, wetlands, rivers, aquifers and lakes	6.6.1 Change in the extent of water-related ecosystems over time				


Sustainable Development Goals	National Priority Targets	National Priority SDG Indicator			
			National Baseline 2014-15	Target 2030	Required Policy Support
7 AFFORDABLE AND CLEAN ENERGY  Goal 7: Ensure access to affordable, reliable, sustainable and modern energy for all	Target 7.1: By 2030, ensure universal access to affordable, reliable and modern energy services	7.1.1 Proportion of population with access to electricity	93.50%	100%	<ul style="list-style-type: none"> • Improve governance issues; • Build capacity to reduce the losses
		7.1.2 Proportion of population with primary reliance on clean fuels and technology	41.30%	65%	<ul style="list-style-type: none"> • Explore new avenues of clean fuel technology
	Target 7.2: By 2030, increase substantially the share of renewable energy in the global energy mix	7.2.1 Renewable energy share in the total final energy consumption	11%	25%	<ul style="list-style-type: none"> • Review existing energy mix and devise incentives for cleaner technologies.
	Target 7.3: By 2030, double the global rate of improvement in energy efficiency	7.3.1 Energy intensity measured in terms of primary energy and GDP	2.69	Less than 2	<ul style="list-style-type: none"> • Enhanced technical efficiency to reduce reliance on energy; • Energy efficient technologies need to be encouraged; • Technical losses in energy and inefficient use need to be discouraged; • Framework for energy markets be developed


Sustainable Development Goals	National Priority Targets	National Priority SDG Indicator			
			National Baseline 2014-15	Target 2030	Required Policy Support
8 DECENT WORK AND ECONOMIC GROWTH 	Target 8.1: Sustain per capita economic growth in accordance with national circumstances and, in particular, at least 7 per cent gross domestic product growth per annum in the least developed countries	8.1.1 Annual growth rate of real GDP per capita	1.00%	5.00%	<ul style="list-style-type: none"> • Policies to support higher level of productivity through diversification, technological upgradation and innovation
	Target 8.2: Achieve higher levels of economic productivity through diversification, technological upgrading and innovation, including through a focus on high-value-added and labour-intensive sectors.	8.2.1 Annual growth rate of real GDP per employed person	1.90%	3.50%	<ul style="list-style-type: none"> • Support rural entrepreneurship and livelihood opportunities
	Target 8.3: Promote development-oriented policies that support productive activities, decent job creation, entrepreneurship, creativity and innovation, and encourage the formalization and growth of micro-, small- and medium-sized enterprises, including through access to financial services	8.3.1 Proportion of informal employment in non-agriculture employment, by sex	Total: 73.6% Male: 73.7% Female: 73.0%	Total 55% Male 55% Female 55%	
	Target 8.5: By 2030, achieve full and productive employment and decent work for all women and men, including for young people and persons with disabilities, and equal pay for work of equal value	8.5.1 Average hourly earnings of female and male employees, by occupation, age and persons with disabilities	Total=77.97 p/h, Male=82.73 p/h, Female= 50.83 p/h	The average hourly earning will be increased by 5 times. Wage differential is targeted as zero.	<ul style="list-style-type: none"> • Increase the skill of labour by establishing new training centers and equip with new technologies; • Increase the demand for local produced goods in international markets; • Legal framework is needed which ensures same wage offers to male and female doing the same job with similar qualifications.
		8.5.2 Unemployment rate, by sex, age and persons with disabilities	Total=5.9% Male=4.9% Female=8.9%	Total=3.5% Male=2.5% Female=4.5%	
	Target 8.6: By 2020, substantially reduce the proportion of youth not in employment, education or training	8.6.1 Proportion of youth (aged 15-24 years) not in education, employment or training			


Sustainable Development Goals	National Priority Targets	National Priority SDG Indicator			
			National Baseline 2014-15	Target 2030	Required Policy Support
9 INDUSTRY, INNOVATION AND INFRASTRUCTURE  Goal 9: Build resilient infrastructure, promote inclusive and sustainable industrialization and foster innovation	Target 9.2: Promote inclusive and sustainable industrialization and, by 2030, significantly raise industry's share of employment and gross domestic product, in line with national circumstances, and double its share in least developed countries	9.2.1 Manufacturing value added as a proportion of GDP and per capita	MVA as % GDP= 13.56%, & Per Capita=18,489	MVA as % GDP= 16.00%, & Per Capita=96,000	<ul style="list-style-type: none"> • Give incentives to inclusive manufacturing; • Link upstream industries with downstream industries and connect them with Special Economic Zones
		9.2.2 Manufacturing employment as a proportion of total employment	Total= 15.33%, Male= 12.06%, Female=3.27%	Total= 18.0%, Male= 13.0%, Female=5.0%	<ul style="list-style-type: none"> • Technical trainings are required to enhance the skills required in the modern manufacturing sector.
	Target 9.3: Increase the access of small-scale industrial and other enterprises, in particular in developing countries, to financial services, including affordable credit, and their integration into value chains and markets	9.3.1 Proportion of small-scale industries in total industry value added	8.40%	16%	<ul style="list-style-type: none"> • Entrepreneurship should be encouraged; • Markets should be able to absorb and provide opportunities for growth to entrepreneurs
		9.3.2 Proportion of small-scale industries with a loan or line of credit			<ul style="list-style-type: none"> • Micro and small credit loan scheme needs to be formulated at minimum possible transaction cost or service charges which does not require huge collateral.
	Target 9.5: Enhance scientific research, upgrade the technological capabilities of industrial sectors in all countries, in particular developing countries, including, by 2030, encouraging innovation and substantially increasing the number of research and development workers per 1 million people and public and private research and development spending	9.5.1 Research and development expenditure as a proportion of GDP	0.2% of GDP	2.0% of GDP	<ul style="list-style-type: none"> • Increase investment in idea generation and knowledge spillover; • Provide incentives for innovation such as ensuring patents etc.
		9.5.2 Researchers (in full-time equivalent) per million inhabitants		Increase baseline value by 5 times	<ul style="list-style-type: none"> • Offering good environment to new researchers; • Establish institutions according to the need of research and demand of the researcher; • Develop the link between academia and industry at the institution level.


Sustainable Development Goals	National Priority Targets	National Priority SDG Indicator			
			National Baseline 2014-15	Target 2030	Required Policy Support
10 REDUCED INEQUALITIES  Goal 10: Reduce inequality within and among countries	Target 10.1: By 2030, progressively achieve and sustain income growth of the bottom 40 per cent of the population at a rate higher than the national average	10.1.1 Growth rates of household expenditure or income per capita among the bottom 40 per cent of the population and the total population	National average: 9.26% Bottom 40 % - 7.41	National Average: increase by 1.5 times; bottom 40% - increase by 2.5 times	<ul style="list-style-type: none"> • Uplift schemes for backward areas and create opportunities for deprived segments of the society; • Use fiscal, wage and social protection policies for achieving greater equality
	Target 10.2: By 2030, empower and promote the social, economic and political inclusion of all, irrespective of age, sex, disability, race, ethnicity, origin, religion or economic or other status	10.2.1 Proportion of people living below 50 per cent of median income, by age, sex and persons with disabilities	16.60%	Decrease the proportion by 40% of present value	
	Target 10.3: Ensure equal opportunity and reduce inequalities of outcome, including by eliminating discriminatory laws, policies and practices and promoting appropriate legislation, policies and action in this regard	10.3.1 Proportion of the population reporting having personally felt discriminated against or harassed within the previous 12 months on the basis of a ground of discrimination prohibited under international human rights law			
	Target 10.4: Adopt policies, especially fiscal, wage and social protection policies, and progressively achieve greater equality.	10.4.1 Labour share of GDP, comprising wages and social protection transfers			


Sustainable Development Goals	National Priority Targets	National Priority SDG Indicator			
			National Baseline 2014-15	Target 2030	Required Policy Support
 <p>11 SUSTAINABLE CITIES AND COMMUNITIES</p> <p>and human settlements inclusive, safe, resilient and sustainable</p>	Target 11.1: By 2030, ensure access for all to adequate, safe and affordable housing and basic services and upgrade slums.	11.1.1 Proportion of urban population living in slums, informal settlements or inadequate housing	45.50%	22.00%	<ul style="list-style-type: none"> • Enhance inclusive and sustainable urbanization and capacities for participatory, integrated and sustainable human settlement planning and management; • Affordable housing and transport; • An integrated plan for housing and basic services at district level
	Target 11.2: By 2030, provide access to safe, affordable, accessible and sustainable transport systems for all, improving road safety, notably by expanding public transport, with special attention to the needs of those in vulnerable situations, women, children, persons with disabilities and older persons.	11.2.1 Proportion of population that has convenient access to public transport, by sex, age and persons with disabilities			


Sustainable Development Goals	National Priority Targets	National Priority SDG Indicator			
			National Baseline 2014-15	Target 2030	Required Policy Support
12 RESPONSIBLE CONSUMPTION AND PRODUCTION 	Target 12.1: Implement the 10-year framework of programmes on sustainable consumption and production, all countries taking action, with developed countries taking the lead, taking into account the development and capabilities of developing countries.	12.1.1 Number of countries with sustainable consumption and production (SCP) national and sub-national action plans or SCP mainstreamed as a priority or a target into national and provincial policies	Pakistan has a National Action Plan on Sustainable Consumption and Production	Create sub-national action plans on SCP and upgrade national action plan, as required. The aim will be to substantially reduce consumption and production loss.	<ul style="list-style-type: none"> • Regulatory framework for reduction of waste generation through prevention, reduction, recycling, and reuse; • Administrative action against overexploitation of natural resources
	Target 12.4: By 2020, achieve the environmentally sound management of chemicals and all wastes throughout their life cycle, in accordance with agreed international frameworks, and significantly reduce their release to air, water and soil in order to minimize their adverse impacts on human health and the environment.	12.4.2 Hazardous waste generated per capita and proportion of hazardous waste treated, by type of treatment			<ul style="list-style-type: none"> • Install treatment plants; • Provide support and incentives to establish treatment plants.
	Target 12.5: By 2030, substantially reduce waste generation through prevention, reduction, recycling and reuse	12.5.1 National recycling rate, tons of material recycled			<ul style="list-style-type: none"> • Provide awareness on 3R principle; reuse, refuse and recycle; • Implement 3R principle in cities and towns by providing training and basic facilities.

Sustainable Development Goals	National Priority Targets	National Priority SDG Indicator			
			National Baseline 2014-15	Target 2030	Required Policy Support
13 CLIMATE ACTION 	Target 13.1: Strengthen resilience and adaptive capacity to climate-related hazards and natural disasters in all countries	13.1.1 Number of countries with national and local disaster risk reduction strategies	Pakistan has disaster risk reduction plans at national and sub-national levels	Effective implementation of DRR plans	<ul style="list-style-type: none"> • Integrate climate change measures into national policies, strategies, and planning; • Address climate change impact through policy and institutional support; • Review the cropping pattern for more efficient use of water in agriculture sector; • Raising human and institutional capability on climate change mitigation, adaptation, impact reduction, and early warning; • Implementation of Pakistan Climate Change Act 2017; • Awareness about climate change
	Target 13.2: Integrate climate change measures into national policies, strategies and planning	13.2.1 Number of countries that have communicated the establishment or operationalization of an integrated policy/ strategy/ plan which increases their ability to adapt to the adverse impacts of climate change, and foster climate resilience and low greenhouse gas emissions development in a manner that does not threaten food production (including a national adaptation plan, nationally determined contribution, national communication, biennial update report or other)	National climate change policy 2012 spells out strategies and plans that increase climate resilience and enhance adaptive capacity	Ensure implementation of National policy and its updation at national and sub-national level, as required	
	Target 13.3: Improve education, awareness-raising and human and institutional capacity on climate change mitigation, adaptation, impact reduction and early warning	13.3.1 Number of countries that have integrated mitigation, adaptation, impact reduction and early warning into primary, secondary and tertiary curricula			
		13.3.2 Strengthening of institutional, systemic and individual capacity-building to implement adaptation, mitigation and technology transfer, and development actions			

Sustainable Development Goals	National Priority Targets	National Priority SDG Indicator			
			National Baseline 2014-15	Target 2030	Required Policy Support
 and sustainably use the oceans, seas and marine resources for sustainable development	Target 14.1: By 2025, prevent and significantly reduce marine pollution of all kinds, in particular from land-based activities, including marine debris and nutrient pollution	14.1.1 Index of coastal eutrophication and floating plastic debris density		Enhance the conservation and sustainable use of oceans and their resources by implementing law	<ul style="list-style-type: none"> • Protection of rights of small fishers to marine resources and markets but at the same time educate them for sustainable use of marine resources
	Target 14.2: By 2020, sustainably manage and protect marine and coastal ecosystems to avoid significant adverse impacts, including by strengthening their resilience, and take action for their restoration in order to achieve healthy and productive oceans	14.2.1 Proportion of national exclusive economic zones managed using ecosystem-based approaches			<ul style="list-style-type: none"> • Conserve at least 10% of coastal areas • Prohibit overcapacity and overfishing through elimination of subsidies
	Target 14.b: Provide access for small scale artisanal fishers to marine resources and markets	14.b.1 Progress by countries in the degree of application of a legal/ regulatory/ policy/ institutional framework which recognizes and protects access rights for small-scale fisheries			

Sustainable Development Goals	National Priority Targets	National Priority SDG Indicator			
			National Baseline 2014-15	Target 2030	Required Policy Support
<div>15</div> <div>LIFE ON LAND</div> <div></div> <div>Goal 15: Protect, restore and promote sustainable use of terrestrial ecosystems, sustainably manage forests, combat desertification, and halt and reserve land degradation and halt biodiversity loss</div>	Target 15.1: By 2020, ensure the conservation, restoration and sustainable use of terrestrial and inland freshwater ecosystems and their services, in particular forests, wetlands, mountains and drylands, in line with obligations under international agreements	15.1.1 Forest area as a proportion of total land area	5.70%	12.00%	<ul style="list-style-type: none">• Halt deforestation, restore degraded forests and increase afforestation and reforestation by 50% by 2030• Integrate ecosystems and biodiversity values into national and local planning, development processes and poverty reduction strategies
		15.1.2 Proportion of important sites for terrestrial and freshwater biodiversity that are covered by protected areas, by ecosystem type			
	Target 15.2:By 2020, promote the implementation of sustainable management of all types of forests, halt deforestation, restore degraded forests and substantially increase afforestation and reforestation globally	15.2.1 Progress towards sustainable forest management			
	Target 15.3: By 2030, combat desertification, restore degraded land and soil, including land affected by desertification, drought and floods, and strive to achieve a land-degradation-neutral world	15.3.1 Proportion of land that is degraded over total land area			

Sustainable Development Goals	National Priority Targets	National Priority SDG Indicator			
			National Baseline 2014-15	Target 2030	Required Policy Support
16 PEACE, JUSTICE AND STRONG INSTITUTIONS  Goal 16: Promote peaceful and inclusive societies for sustainable development, provide access to justice for all and build effective, accountable and inclusive institutions at all levels	Target 16.1: Significantly reduce all forms of violence and related death rates everywhere.	16.1.1 Number of victims of intentional homicide per 100,000 population, by sex and age	7.8%	3.0%	<ul style="list-style-type: none"> • Significantly reduce all forms of violence, crime, drug trafficking etc.by making law enforcement stringent; • Increasing access to justice by implementing necessary tasks and removal of bottlenecks which are creating hurdles in the system; • Strict application of anti-corruption measures
		16.1.2 Conflict-related deaths per 100,000 population, by sex, age and cause	1.9%	1.0%	
		16.1.3 Proportion of population subjected to physical, psychological or sexual violence in the previous 12 months	32.2%	16.0%	
		16.1.4 Proportion of population that feel safe walking alone around the area they live			
	Target 16.3: Promote the rule of law at the national and international levels and ensure equal access to justice for all	16.3.1 Proportion of victims of violence in the previous 12 months who reported their victimization to competent authorities or other officially recognized conflict resolution mechanisms			
		16.3.2 Unsensitized detainees as a proportion of overall prison population			
	Target 16.4: By 2030, significantly reduce illicit financial and arms flows, strengthen the recovery and return of stolen assets and combat all forms of organized crime	16.4.1 Total value of inward and outward illicit financial flows (in current United States dollars)			
		16.4.2 Proportion of seized small arms and light weapons that are recorded and traced, in accordance with international standards and legal instruments			
	Target 16.5: Substantially reduce corruption and bribery in all their forms	16.5.1 Proportion of persons and businesses who had at least one contact with a public official and who paid a bribe to a public official, or were asked for a bribe by those public officials, during the previous 12 months			
	Target 16.6: Develop effective, accountable and transparent institutions at all levels	16.6.1 Primary government expenditures as a proportion of original approved budget, by sector (or by budget codes or similar)			
		16.6.2 Proportion of the population satisfied with their last experience of public services			
	Target 16.7: Ensure responsive, inclusive, participatory and representative decision-making at all levels	16.7.1 Proportions of positions (by sex, age, persons with disabilities and population groups) in public institutions (national and local legislatures, public service, and judiciary) compared to national distributions			
		16.7.2 Proportion of population who believe decision-making is inclusive and responsive, by sex, age, disability and population group			
	Target 16.10: Ensure public access to information and protect fundamental freedoms, in accordance with national legislation and international agreements	16.10.1 Number of verified cases of killing, kidnapping, enforced disappearance, arbitrary detention and torture of journalists, associated media personnel, trade unionists and human rights advocates in the previous 12 months			

Sustainable Development Goals	National Priority Targets	National Priority SDG Indicator			
			National Baseline 2014-15	Target 2030	Required Policy Support
17 PARTNERSHIPS FOR THE GOALS  Goal 17: Strengthen the means of implementation and revitalize the global partnership for sustainable development	Target 17.1: Strengthen domestic resource mobilization, including through international support to developing countries, to improve domestic capacity for tax and other revenue collection	17.1.1 Total government revenue (by source) as a percentage of GDP	11.0%	18.0%	<ul style="list-style-type: none"> • Increase the tax-to-GDP ratio to 18% and national savings to 20% for making available financing for development. Increase tax base by (i) decrease in tax rates (ii) increase efforts to include informal sector into govt regulations (iii) increase tax compliance (iv) reduce exemption by including exempted sector in the tax net. • Increase exports in non-traditional areas and product and regional diversification will be used. • Long-term debt sustainability will be ensured by only contracting loans on favourable terms as well as through lesser leakages and by using the loan in productive venture, i.e., capital investment. - Inclusive and sustainable growth through consistent and continuous policies.
		17.1.2 Proportion of domestic budget funded by domestic taxes	56.0%	80.0%	
	Target 17.3: Mobilize additional financial resources for developing countries from multiple sources.	17.3.1 Foreign direct investments (FDI) as a proportion of total domestic budget	1.7%	6.0%	
		17.3.2 Volume of remittances (in United States dollars) as a proportion of total GDP	7.0%	10.0%	
	Target 17.4: Assist developing countries in attaining long-term debt sustainability through coordinated policies aimed at fostering debt financing, debt relief and debt restructuring, as appropriate, and address the external debt of highly indebted poor countries to reduce debt distress	17.4.1 Debt service as a proportion of exports of goods and services	45.2%	20.0%	
	Target 17.14: Enhance policy coherence for sustainable development	17.14.1 Number of countries with mechanisms in place to enhance policy coherence of sustainable development			